

### SAFETY IS NOT A STANDARD VALUE.

An e-bike must meet higher standards than a normal touring bike, a mountain bike is subject to far higher stresses than a city bike. The requirements change significantly according to the type of bicycle.

### WEIGHT FACTOR.

The requirements always grow according to weight. And the biggest weight factor is body weight. Therefore, a bicycle's safety is always quite an individual responsibility.

### THE SAFETY LEVEL.

Only ergotec's components have a safety level. With this, you are on the "safe side": whether you are looking for an ergonomic handlebar ... or a comfortable seatpost ... or you are buying your new bicycle!



DR. ACHIM SCHMIDT  
Cycling expert at the  
German Sport University Cologne

**AS A SPORTS SCIENTIST,** I supervise the ergonomic consulting service "Cyclingright.com". Because I'm convinced that with only a little basic knowledge, almost everyone is able to better adjust their bicycles – with astonishingly positive results. The joy of cycling grows, the body's energy is used efficiently, and fitness and health are effectively promoted.

CYCLINGRIGHT.COM



Wilhelm Humpert GmbH & Co. KG  
Erlenstraße 25 / 58739 Wickede/Ruhr / Germany  
info@humpert.com / www.humpert.com

CYCLING RIGHT.  
SYSTEMATICALLY.

ergotec®

STEER SAFELY.  
SIT SAFELY.

123456  
safety level®

CYCLINGRIGHT.COM



ergotec handlebars.  
Always with safety level.

ergotec stems.  
Always with safety level.

ergotec seatposts.  
Always with safety level.





**SAFETY LEVEL: AT YOUR ERGOTEC DEALER**

... you can find ergotec handlebars, ergotec stems and ergotec seatposts – all with safety level information. With ergotec's uniquely large selection, you can ergonomically optimise your steering system at the same time. Because safety and ergonomics belong together!

**SAFETY LEVEL: FOR ALL BICYCLE TYPES**

Each ergotec steering system component and every seatpost has its own safety level. Regardless of the bicycle you are riding, in the table you can see which system parts are right for which weight load.

**SAFETY LEVEL: THE RIGHT COMBINATION**

A steering system always consists of two parts, the handlebar and stem. It is best to combine steering system parts that have the same safety level. Though you can also combine different safety levels. The safety level then corresponds to the lowest level used.

**SAFETY LEVEL: TESTED AS A SYSTEM**

ergotec handlebars and ergotec stems are tested for their strength. Not individually, but as a system! Only this provides real safety. The testing procedure is determined by European standards. On top of this ergotec has internally raised the requirements in some areas. The long-term tests are running around the clock at our ergotec safety testing centre. No other European manufacturer of bicycle handlebars has such a large testing centre.

**THIS IS HOW TO READ THE TABLE**

**YOU SHOULD KNOW:**

1. How heavy are you?
2. How heavy is your bicycle?
3. Add here what you expect to be the maximum luggage load for your needs.

**STEERING SYSTEM.** This is where the overall weight is counted: Bicycle + rider + luggage. Should the bicycle handlebars and stem have different safety levels, the lower level applies for the overall system.

**SEATPOST.** Here, only body weight + backpack are counted, as these are the only areas that put weight on the seatpost.







































**BICYCLE TYPE.** If you are not sure about your bicycle's type, please ask your specialist retailer. Please note with e-bikes: A so called pedelec provides pedal assistance up to 25 km/h. A fast e-bike provides pedal assistance up to 45 km/h (mandatory labelling).

**HINWEIS:**

Die Produktklassifizierung der ergotec Safety Level entspricht der DIN EN ISO 4210 Norm für Fahrräder und DIN EN 15194 für E-Bikes. E-Bike-Typ: Trittunterstützung bis angegebene Geschwindigkeit. \* Nachträglicher Einbau nur mit Abnahme einer anerkannten Prüfstelle und Eintragung in die Fahrzeugpapiere.

**PLEASE NOTE:**

The product classification of the ergotec Safety Level corresponds to the DIN EN ISO 4210 norm for bikes and DIN EN 15194 for e-bikes. E-bike type: pedal assist up to the indicated speed. \* Retrofitting only with the approval of a recognised certifying body and entry in the documents for the bike.

ergotec®		123456 safety level®	
Lenksystem Steering system		Sattelstütze Seatpost	
 +  + 		 + 	
Mountain-Bike/Race-Bike		Safety Level	
	max. 100 kg	max. 100 kg	 
	max. 120 kg	max. 120 kg	
E-BIKE 25 km/h + 45 km/h	max. 100 kg	max. 100 kg	 
	max. 120 kg	max. 120 kg	
Trekking-Bike		Safety Level	
	max. 100 kg	max. 100 kg	   
	max. 120 kg	max. 120 kg	  
	max. 140 kg	max. 140 kg	 
	max. 160 kg	max. 160 kg	
E-BIKE 25 km/h	max. 140 kg	max. 100 kg	 
E-BIKE 25 km/h	max. 160 kg	max. 140 kg	
E-BIKE 45 km/h*	max. 140 kg	max. 140 kg	
E-BIKE 45 km/h*	max. 160 kg	max. 140 kg	
City-Bike		Safety Level	
	max. 100 kg	max. 100 kg	   
	max. 120 kg	max. 120 kg	  
	max. 140 kg	max. 140 kg	 
	max. 160 kg	max. 160 kg	
	max. 180 kg	max. 180 kg	
E-BIKE 25 km/h	max. 140 kg	max. 100 kg	 
E-BIKE 25 km/h	max. 160 kg	max. 140 kg	
E-BIKE 25 km/h	max. 180 kg	max. 160 kg	
E-BIKE 45 km/h*	max. 140 kg	max. 140 kg	
E-BIKE 45 km/h*	max. 160 kg	max. 140 kg	
Jugend/Young adult		Safety Level	
	max. 100 kg	max. 100 kg	   
Kinderrad/Youth-Bike		Safety Level	
12"-24"		